

Assembly manual for 6speed dog kit 02M-02Q

SQS dog kit for 02M/02Q gearbox use original VW parts:

- all bearings, final drives (2 outlet shafts), reverse gear with synchro sleeve
- Idle reverse gear must be replaced by upgraded part from SQS

SQS dog kit content:

- all gears, hubs, dog clutches, idle gear (replacement)
- inlet shaft
- 3-4 heavy duty fork from aluminium, reinforcement of 5-6 fork

02M and 02Q gearboxes are partly same – this parts are compatible for both:

- Final Drives (outlet shafts incl bearing + crown wheel)
- all gears and needle bearings under them
- differential exist in 2 versions - 02M+ 02Q Mk4 – outlet diameter of bearings 46/46mm
- 02Q Mk4 GTI+ 02Q MK5-6 use 46/48mm
this differentials are used in both casings and is necessary to know what you have !)
- forks – there is small difference – 02M hase blocking grooves, 02Q not !

02M gearbox was used only in Mk4 platform, 02Q is used in Mk4-Mk5-Mk6 but Mk4 hase different mounting points on casing, Mk5-6 hase different ball bearing on inlet shaft.

Differences betwin 02M and 02Q – this parts are not compatible!

- casing
- inlet shaft bearings
- shifting shaft

Assembly of gearbox and adjusting preload of bearings by washers is made according original VW manual !


Below are described only additional upgrades !

02M / 02Q DOG KIT




Modifications described below are absolutely necessary for good and reliable run of dog box !



Original shifting shaft 02Q



Original shifting shaft 02M




Upgraded shaft 02Q – finger is wider and connected directly on rod – not in mettal cylinder around.
Windows for fork elements are smaller.
This upgrade is made by SQS – shaft must be sent to us! **(at 02M its also necessary !)**






Cut away the weight from shift lever !

Fork 5-6 02Q (02M is similar + has arm with groove for locking position)




Fork 3-4 must be replaced for Alu-Heavy-Duty




Fork 1-2 modification



Remove original rivet,
redril hole to 8mm diameter
and use delivered special bolt!
Secure by LOCTITE !



Remove rubber bump-stops !



See position of nut!
Important !

